


Introductory sub-table (I)(a)

Name of the Company: Chandni Textiles Engineering Industries Limited			
Scrip Code, Name of the scrip, class of security: 522292			
Quarter ended: 30th September, 2012			
Partly paid-up shares:-	No. of partly paid-up shares	As a % of total no. of partly paid-up shares	As a % of total no. of shares of the company
Held by promoter/promoter group	-	-	-
Held by public	-	-	-
Total - D	-	0	0
Outstanding convertible securities:-	No. of outstanding securities	As a % of total no. of outstanding convertible securities	As a % of total no. of shares of the company, assuming full conversion of the convertible securities
Held by promoter/promoter group	-	-	-
Held by public	-	-	-
Total - E	-	-	-
Warrants:-	No. of warrants	As a % of total no. of warrants	As a % of total no. of shares of the company, assuming full conversion of warrants
Held by promoter/promoter group	-	-	-
Held by public	-	-	-
Total - F	-	-	-
Total paid-up capital of the company, assuming full conversion of warrants and convertible securities		161372630	




Statement Showing Shareholding Pattern

Table (I)(a)

Quarter ended : 30th September, 2012

Category code	Category of Shareholder	Number of Shareholders	Total number of shares	Number of shares held in dematerialized form	Total shareholding as a percentage of total number of shares		Shares Pledged or otherwise encumbered	
					As a percentage of (A+B) ¹	As a percentage of (A+B+C)	Number of shares	As a percentage
(I)	(II)	(III)	(IV)	(V)	(VI)	(VII)	(VIII)	(IX)= (VIII)/(IV)*100
(A)	Shareholding of Promoter and Promoter Group²							
1	Indian							
(a)	Individuals/ Hindu Undivided Family	6	62828750	62828750	38.93	38.93	0	0.00
(b)	Central Government/ State Government(s)	0	0	0	0.00	0.00	0	0.00
(c)	Bodies Corporate	1	4222110	4222110	2.62	2.62	0	0.00
(d)	Financial Institutions/ Banks	0	0	0	0.00	0.00	0	0.00
(e)	Any Others(Specify)	0	0	0	0.00	0.00	0	0.00
	Sub Total(A)(1)	7	67050860	67050860	41.55	41.55	0	0.00
2	Foreign							
a	Individuals (Non-Residents Individuals/ Foreign Individuals)	0	0	0	0.00	0.00	0	0.00
b	Bodies Corporate	0	0	0	0.00	0.00	0	0.00
c	Institutions	0	0	0	0.00	0.00	0	0.00
d	Any Others(Specify)	0	0	0	0.00	0.00	0	0.00
	Sub Total(A)(2)	0	0	0	0.00	0.00	0	0.00
	Total Shareholding of Promoter and Promoter	7	67050860	67050860	41.55	41.55	0	0.00
(B)	Public shareholding							
1	Institutions							
(a)	Mutual Funds/ UTI	0	0	0	0.00	0.00	0	0.00
(b)	Financial Institutions / Banks	1	4000	0	0.00	0.00	0	0.00
(c)	Central Government/ State Government(s)	0	0	0	0.00	0.00	0	0.00
(d)	Venture Capital Funds	0	0	0	0.00	0.00	0	0.00
(e)	Insurance Companies	0	0	0	0.00	0.00	0	0.00
(f)	Foreign Institutional Investors	0	0	0	0.00	0.00	0	0.00
(g)	Foreign Venture Capital Investors	0	0	0	0.00	0.00	0	0.00
(h)	Any Other (specify)	0	0	0	0.00	0.00	0	0.00
	Sub-Total (B)(1)	1	4000	0	0.00	0.00	0	0
B 2	Non-institutions							
(a)	Bodies Corporate	133	58725818	58499818	36.39	36.39	0	0.00
(b)	Individuals	0	0	0	0.00	0.00	0	0.00
I	Individuals -i. Individual shareholders holding nominal share capital up to Rs 1 lakh	3370	11412359	9189009	7.07	7.07	0	0.00
II	ii. Individual shareholders holding nominal share capital in excess of Rs. 1 lakh.	22	19650641	19650641	12.18	12.18	0	0.00
(c)	Any Other (specify)	0	0	0	0.00	0.00	0	0.00
(c-i)	NRI Repat & Non Repat	10	26315	26315	0.02	0.02	0	0.00
(c-ii)	Hindu Undivided Family	78	4502279	4502279	2.79	2.79	0	0.00
(c-iii)	Clearing Members	3	358	358	0.00	0.00	0	0.00
	Sub-Total (B)(2)	3616	94317770	91868420	58.45	58.45	0	0
(B)	Total Public Shareholding (B)=(B)(1)+(B)(2)	3617	94321770	91868420	58.45	58.45	0	0
	TOTAL (A)+(B)	3624	161372630	158919280	100.00	100.00	0	0
(C)	Shares held by Custodians and against which Depository Receipts have been issued							
1	Promoter and Promoter Group	0	0	0	0	0.00		0.00
2	Public	0	0	0	0	0.00		0.00
	Sub-Total (C)	0	0	0		0	0	
	GRAND TOTAL (A)+(B)+(C)	3624	161372630	158919280		100.00	0	0.00




Name of the Company:	CHANDNI TEXTILES ENGINEERING INDUSTRIES LIMITED		
Scrip Code: 522292	Quarter ended:	30th September, 2012	

(I)(b) Statement showing holding of securities (including shares, warrants, convertible securities) of persons belonging to the category "Promoter and Promoter Group"

Sr.	Name of the shareholder	Details of Shares held		Encumbered shares (*)			Details of warrants		Details of convertible securities		Total shares (including underlying shares assuming full conversion of warrants and convertible securities) as a % of diluted share capital
		Number of shares held	As a % of grand total (A) +(B) +(C)	No.	As a percentage	As a % of grand total (A)+(B)+(C) of sub-clause (I)(a)	Number of warrants held	As a % total number of warrants of the same class	Number of convertible securities held	As a % total number of convertible securities of the same class	
No.	(i)	(ii)	(iii)	(iv)	(v)=(v)/(iii)*100	(vi)	(vii)	(ix)	(x)	(xi)	(xii)
1	JAYESH RAMNIKLAL MEHTA	41669910	25.82	0	0.00	0.00	0	0	0	0	25.82
2	AMITA JAYESH MEHTA	19612740	12.15	0	0.00	0.00	0	0	0	0	12.15
3	JAYESH RAMNIKLAL MEHTA	251000	0.16	0	0.00	0.00	0	0	0	0	0.16
4	PRERNA J METHA	670000	0.42	0	0.00	0.00	0	0	0	0	0.42
5	CHANDNI J MEHTA	625000	0.39	0	0.00	0.00	0	0	0	0	0.39
6	L.P WANKAWALLA	100	0.00	0	0.00	0.00	0	0	0	0	0.00
7	J.R. TEXMACHTRADE PVT. LTD.	4222110	2.62	0	0.00	0.00	0	0	0	0	2.62
TOTAL		67050860	41.55	0	0.00	0.00	0	0	0	0	41.55

(*) The term "encumbrance" has the same meaning as assigned to it in regulation 28(3) of the SAST Regulations, 2011




Name of the Company:	CHANDNI TEXTILES ENGINEERING INDUSTRIES LIMITED
Scrip Code: 522292	Quarter ended: 30th September, 2012

(I)(c)(i) Statement showing holding of securities (including shares, warrants, convertible securities) of persons belonging to the category "Public" and holding more than 1% of the total number of shares

Sr. No.	Name of the shareholder	Number of shares held	Shares as a percentage of total number of shares {i.e., Grand Total (A)+(B)+(C) indicated in Statement at para (I)(a) above}	Details of warrants		Details of convertible securities		Total shares (including underlying shares assuming full conversion of warrants and convertible securities) as a % of diluted share capital
				Number of warrants held	As a % total number of warrants of the same class	Number of convertible securities held	% w.r.t total number of convertible securities of the same class	
1	SATYAPRABHU INFRASTRUCTURE PVT LTD	32993994	20.45	0	0	0	0	20.45
2	JHAVERI TRADING & INVESTMENT PVT LTD	12716738	7.88	0	0	0	0	7.88
3	MAHAVIRSINGH N. CHAUHAN	5137915	3.18	0	0	0	0	3.18
5	ACCURATE FINSTOCK PVT LTD	4600000	2.85	0	0	0	0	2.85
4	SHEFALI D SHAH	4120000	2.55	0	0	0	0	2.55
6	DEEPAK R SHAH	2970340	1.84	0	0	0	0	1.84
7	VENKATESH PRASHANTH	2800000	1.74	0	0	0	0	1.74
8	AARAV FINANCIAL SERVICES LTD	2400000	1.49	0	0	0	0	1.49
TOTAL		67738987	41.98	0	0	0	0	41.98

(I)(c)(ii) Statement showing holding of securities (including shares, warrants, convertible securities) of persons (together with PAC) belonging to the category "Public" and holding more than 5% of the total number of shares of the company


Sr. No.	Name(s) of the shareholder(s) and the Persons Acting in Concert (PAC) with them	Number of shares	Shares as a percentage of total number of shares {i.e., Grand Total (A)+(B)+(C) indicated in Statement at para (I)(a) above}	Details of warrants		Details of convertible securities		Total shares (including underlying shares assuming full conversion of warrants and convertible securities) as a % of diluted
				Number of warrants	As a % total number of warrants of the same class	Number of convertible securities held	% w.r.t total number of convertible securities of the same class	
1	SATYAPRABHU INFRASTRUCTURE PVT LTD	32993994	20.45	0	0	0	0	20.45
2	JHAVERI TRADING & INVESTMENT PVT LTD	12716738	7.88	0	0	0	0	7.88
3								
4								
TOTAL		45710732	28.33	0	0	0	0	28.33



Name of the Company:	CHANDNI TEXTILES ENGINEERING INDUSTRIES LIMITED	
Scrip Code: 522292	Quarter ended:	30th September, 2012

(I)(d) Statement showing details of locked-in shares

Sr. No.	Name of the shareholder	Number of locked-in shares	Locked-in shares as a percentage of total number of shares {i.e., Grand Total (A)+(B)+(C) indicated in Statement at para (I)(a) above}
1			
2			
3			
4			
5			
TOTAL			



Name of the Company:	CHANDNI TEXTILES ENGINEERING INDUSTRIES LIMITED
Scrip Code: 522292	Quarter ended: 30th September, 2012

(II)(a) Statement showing details of Depository Receipts (DRs)

Sr. No.	Type of outstanding DR (ADRs, GDRs, SDRs, etc.)	Number of outstanding DRs	Number of shares underlying outstanding DRs	Shares underlying outstanding DRs as a percentage of total number of shares {i.e., Grand Total (A)+(B)+(C) indicated in Statement at para (I)(a) above}
1				
2				
3				
4				
NIL				
TOTAL				

(II)(b) Statement showing holding of Depository Receipts (DRs), where underlying shares held by "promoter/promoter group" are in excess of 1% of the total number of shares

Sr. No.	Name of the DR Holder	Type of outstanding DR (ADRs, GDRs, SDRs, etc.)	Number of shares underlying outstanding DRs	Shares underlying outstanding DRs as a percentage of total number of shares {i.e., Grand Total (A)+(B)+(C) indicated in Statement at para (I)(a) above}
1				
2				
3				
4				
5				
NIL				
TOTAL				

